

TensorGrip®

701

SUPER STRENGTH
CONTACT SPRAY
ADHESIVE



MDF/Plywood



Foam



Fabric



Leather



Fiberglass/Glass
Reinforced Plastic




Sheet Metal




Laminate



Fibre Reinforced
Laminate



Melamine



Carpet

TECHDATA

PRODUCT DESCRIPTION

TensorGrip® 701 is a super strong contact adhesive with very high initial grab. It is a versatile adhesive that is compatible with many common substrates. TensorGrip® 701 is formulated for performance in high heat environments or where very high strength is required.

ADVANTAGES

- Fast Tack
- High Heat Resistance
- Low Odour
- Very High Initial Strength

DIRECTIONS FOR USE

- This product is designed to be applied to both of the surfaces to be bonded together.
- Make sure that surfaces are clean, dry and free from dirt, dust, oil, loose paint, wax or grease, etc.
- For best results, the temperature of the adhesive and the surfaces being bonded should be between 16°C - 27°C. Use with adequate ventilation.
- When possible we recommend shaking the canister or aerosol well before using.
- Attach and secure hose tightly onto the spray gun with required tip. Attach the other end of the hose onto the canister. Make sure the hose-valve connections are securely tight. Open the valve on the canister slowly and fully, check for leaks during this process. Unlock the trigger on the spray gun to start spraying.
- Prior to use, Check compatibility by spraying a small test patch of the adhesive on the substrate. This product may degrade some substrates.
- Spray about 10-20 cm away at a 90 degree angle to the surface, applying a uniform, even coat of adhesive to obtain 80% to 100% coverage of the surface. If necessary, spray another coat of adhesive in areas that appear to need more adhesive.
- Spray both surfaces to be bonded, one surface vertically and the other surface horizontally. Allow the adhesive to tack off until no adhesive transfers to the knuckle when touched.
- Adhere surfaces and press together with adequate pressure. If the spray tip clogs, unscrew the spray tip from the gun and clean with solvent such as lacquer thinner or TensorGrip® C101 citrus cleaner. Do not use a pin on the spray tip orifice

Tensorgrip®


701

SUPER STRENGTH
CONTACT SPRAY
ADHESIVE

AVAILABLE IN



AEROSOL
500 ML
COVERAGE
7M² Approx



CANISTER
22 LITRES
COVERAGE
230M² Approx

COLOURS



NATURAL

CHEMICAL TECHNICAL DATA

TYPICAL PROPERTIES

Viscosity	180 cps 25°C
Sheer	> 250 p.s.i
180° Peel	> 25 p.l.i.
Shear adhesion failure temp.	(SAFT) 100gram > 100°C
System Flammability	Non-flammable adhesive with flammable propellant
Solvent	Methylene Chloride
Dry time	3-5 mins
Open time	1 Hour
SHELF LIFE	18 months from date of manufacture

Formaldehyde Free

HANDLING & STORAGE

- Consult Material Safety Data Sheet prior to use.
- Do not store at temperatures over 50°C.
- Avoid exposure to direct sunlight.
- Do not store directly on concrete floor.
- Always store above 15°C
- When connected, keep valve open and hose pressurised at all times
- Always test our adhesives to determine suitability for your particular application prior to use in production

CANISTER STORAGE & CHANGE OVER

- Leave the valve on the canister open. Do not disconnect the hose/gun from the canister (unless changing to a new canister).
- To change or disconnect canister: turn canister valve to the off position, spray out remaining adhesive left in the hose, disconnect the spray hose and gun from the canister.
- Reconnect the spray hose to a new canister of adhesive. if you are NOT connecting to a new canister, connect hose to canister of cleaning solvent (sold separately) and spray out until liquid is clear which indicates that the hose and gun is clean.

Copyright © 2017 by Quin Global AU Ltd All rights reserved. This publication or any portion thereof may not be reproduced or used in any manner whatsoever without the express written permission of the publisher.

DISCLAIMER OF WARRANTY: The technical data contained herein is based on our present knowledge and experience and we cannot be held liable for any errors, inaccuracies, omissions or editorial failings that result from technological changes or research between the date of issue of this document and the date the product is acquired. Before using the product, the user should carry out any necessary tests in order to ensure that the product is suitable for the intended application. Moreover, all users should contact the seller or the manufacturer of the product for additional technical information concerning its use if they think that the information in their possession needs to be clarified in any way, whether for normal use or a specific application of our product. Our guarantee applies within the context of the statutory regulations and provisions in force, current professional standards and in accordance with the stipulations set out in our general sales conditions. The information detailed in the present technical data sheet is given by way of indication and is not exhaustive. The same applies to any information provided verbally by telephone to any prospective or existing customer.



Quin Global AU
PO Box 6196
Queanbeyan NSW 2620

1300 857 846
www.quinglobal.com.au
sales@quinglobal.com.au

